


# Favorite Soup


Name: \_\_\_\_\_ Score: \_\_\_\_\_

The teacher asked his pupils about their favorite soup. Read the following information to complete the picture graph and to answer the questions.

8 pupils said to like chicken soup the most. 6 like onion the best. This is 5 more than the number of pupils who like broccoli soup the most. 6 pupils like mushroom soup the best, which is twice the number of pupils who prefer tomato soup.



- 1) Complete the following pictograph. Use  for 1 pupil.

Tomato	
Onion	
Chicken	
Broccoli	
Mushroom	

- 2) Which soup is the least favorite ?
- 3) How many pupils like the tomato soup the most ?
- 4) How many pupils do not favor the broccoli soup ?
- 5) How many pupils were asked about their favorite soup ?


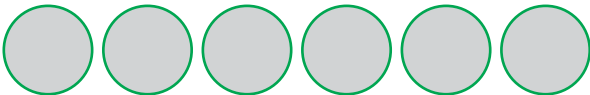



# Answers

The teacher asked his pupils about their favorite soup. Read the following information to complete the picture graph and to answer the questions.

8 pupils said to like chicken soup the most. 6 like onion the best. This is 5 more than the number of pupils who like broccoli soup the most. 6 pupils like mushroom soup the best, which is twice the number of pupils who prefer tomato soup.



- 1) Complete the following pictograph. Use  for 1 pupil.

Tomato	
Onion	
Chicken	
Broccoli	
Mushroom	

- 2) Which soup is the least favorite ?  
**The broccoli soup**
- 3) How many pupils like the tomato soup the most ?  
**3 pupils**
- 4) How many pupils do not favor the broccoli soup ?  
**23 pupils**
- 5) How many pupils were asked about their favorite soup ?  
**24 pupils**