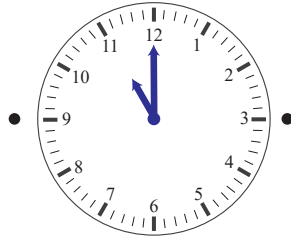


Telling time to the hour


Match the clocks and the times

3 o' clock •




• 9 o' clock

11 : 00 •




• 3 : 00

9 : 00 •




• 11 o' clock

8 o' clock •




• 12 : 00

12 o' clock •



• 10 o' clock

10 : 00 •



• 8 : 00

Telling time to the hour

Match the clocks and the times

The image shows three rows of matching exercises. Each row contains three analog clocks in the center, with times written on either side. Orange lines connect each clock to its correct time.

- Row 1:**
 - Left: 3 o' clock
 - Center: Clock showing 11:00 (hour hand at 11, minute hand at 12)
 - Right: 9 o' clock
- Row 2:**
 - Left: 11 : 00
 - Center: Clock showing 9:00 (hour hand at 9, minute hand at 12)
 - Right: 3 : 00
- Row 3:**
 - Left: 9 : 00
 - Center: Clock showing 11 o' clock (hour hand at 11, minute hand at 12)
 - Right: 11 o' clock
- Row 4:**
 - Left: 8 o' clock
 - Center: Clock showing 12:00 (hour hand at 12, minute hand at 12)
 - Right: 12 : 00
- Row 5:**
 - Left: 12 o' clock
 - Center: Clock showing 10 o' clock (hour hand at 10, minute hand at 12)
 - Right: 10 o' clock
- Row 6:**
 - Left: 10 : 00
 - Center: Clock showing 8:00 (hour hand at 8, minute hand at 12)
 - Right: 8 : 00