

# Matching clocks

Match the time and the clocks

20 past 10




• 25 to 8

10 past 6




• 6 : 10

7 : 35




• 5 past 5

20 to 5




• 10 : 20

5 to 5



• 4 : 55

5 : 05



• 4 : 40

# Matching clocks

Match the time and the clocks

20 past 10




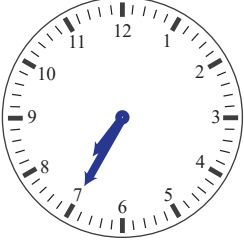


10 past 6

7 : 35

20 to 5

5 to 5

5 : 05



25 to 8

6 : 10

5 past 5

10 : 20

4 : 55

4 : 40

The image shows a matching exercise with six analog clocks in the center. Lines connect the time labels on the left and right to the corresponding clock. The connections are: 20 past 10 to 6:10, 10 past 6 to 5:20, 7:35 to 7:35, 20 to 5 to 4:55, 5 to 5 to 5:05, and 5:05 to 4:40. The lines for 20 past 10 and 10 past 6 are grey, while all other lines are orange.