


Complete table and graph

4 children picked strawberries and want to make a data table and pictograph about the number they picked. Read the statements below and complete the data table and the pictograph.

Aiden	30 strawberries
Ethan	
Mason	
Ella	

Aiden	
Ethan	
Mason	
Ella	





Each  stands for 5 strawberries

- Aiden picked 30 strawberries.
- Ethan picked more strawberries than Aiden.
- Aiden and Ethan picked 65 strawberries altogether.
- Aiden picked 10 strawberries more than Mason.
- Mason picked less strawberries than Ella.
- Ella picked 2 times more strawberries than Mason.

Complete table and graph

4 children picked strawberries and want to make a data table and pictograph about the number they picked. Read the statements below and complete the data table and the pictograph.

Aiden	30 strawberries
Ethan	35 strawberries
Mason	20 strawberries
Ella	40 strawberries

Aiden	
Ethan	
Mason	
Ella	

Each  stands for 5 strawberries

- Aiden picked 30 strawberries.
- Ethan picked more strawberries than Aiden.
- Aiden and Ethan picked 65 strawberries altogether.
- Aiden picked 10 strawberries more than Mason.
- Mason picked less strawberries than Ella.
- Ella picked 2 times more strawberries than Mason.