



## Reading pictographs

The pictograph below shows the number of ice creams a vendor sold yesterday. Use the graph to answer the questions.



Each  stands for 2 ice creams

How many strawberry ice creams did the vendor sell ?

---

How many vanilla and chocolate ice creams were sold ?

---

How many green tea and strawberry ice creams were sold ?

---

How many more vanilla than chocolate ice creams were sold ?


---


How many ice creams did the vendor sell altogether?

---

## Reading pictographs

The pictograph below shows the number of ice creams a vendor sold yesterday. Use the graph to answer the questions.



Each  stands for 2 ice creams

How many strawberry ice creams did the vendor sell ?

18 strawberry ice creams

How many vanilla and chocolate ice creams were sold ?

26 ice creams

How many green tea and strawberry ice creams were sold ?

28 ice creams

How many more vanilla than chocolate ice creams were sold ?

2 ice creams

How many ice creams did the vendor sell altogether?

54 ice creams