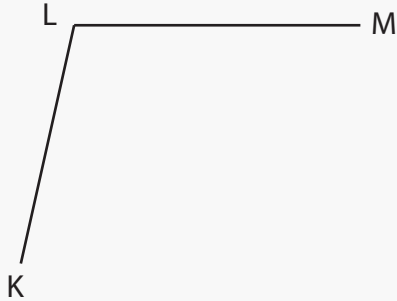


Acute or Obtuse

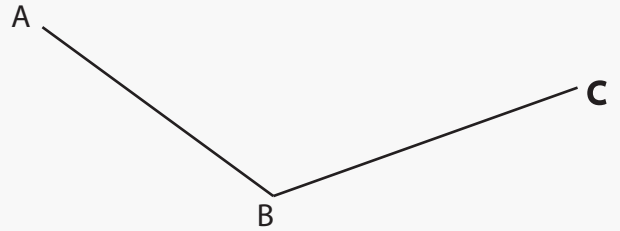
Name: _____ Class: _____

Name each angle and tell whether it is an acute or obtuse angle.



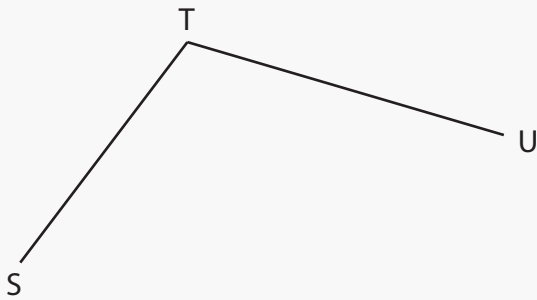
Name Angle: _____

Type Angle: _____



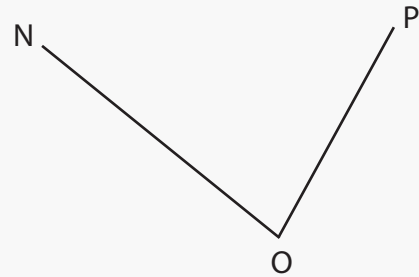
Name Angle: _____

Type Angle: _____



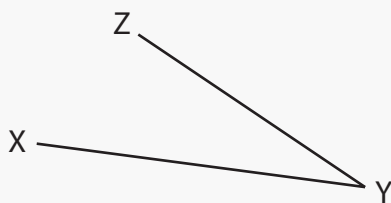
Name Angle: _____

Type Angle: _____



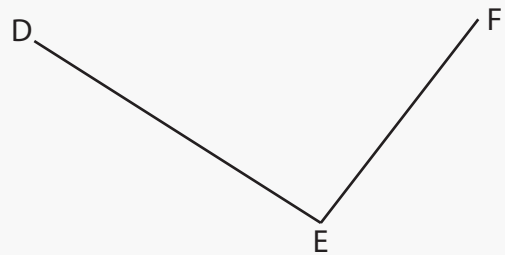
Name Angle: _____

Type Angle: _____



Name Angle: _____

Type Angle: _____

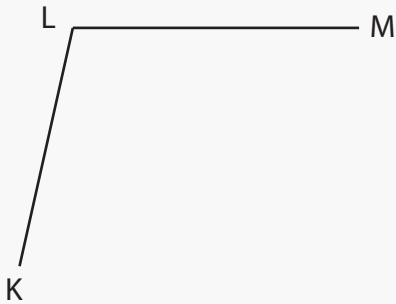


Name Angle: _____

Type Angle: _____

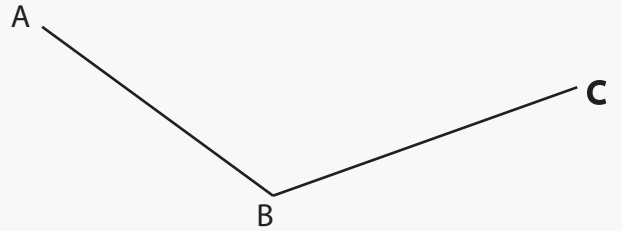
Answers

Name each angle and tell whether it is an acute or obtuse angle.



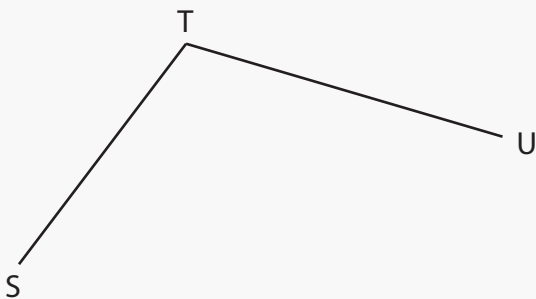
Name Angle: ∠ KLM

Type Angle: obtuse



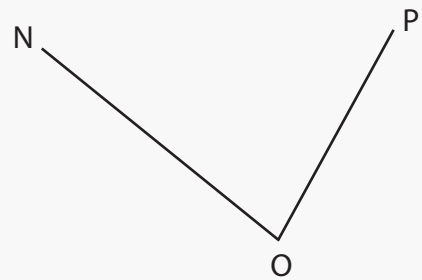
Name Angle: ∠ ABC

Type Angle: obtuse



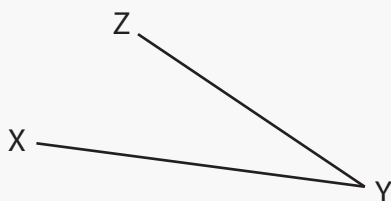
Name Angle: ∠ STU

Type Angle: obtuse



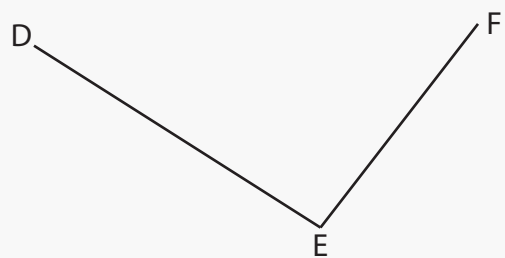
Name Angle: ∠ NOP

Type Angle: acute



Name Angle: ∠ XYZ

Type Angle: acute



Name Angle: ∠ DEF

Type Angle: obtuse