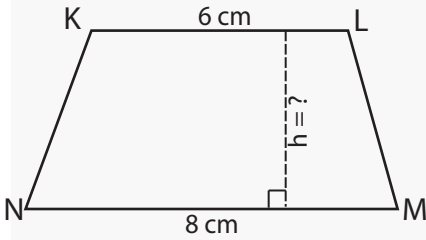


Height of Polygons

Name: _____ Class: _____

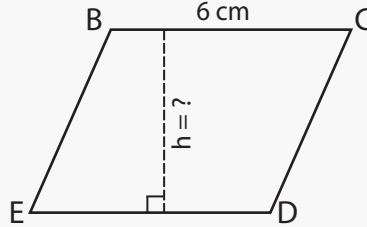
Find the area of the following polygons. They are not drawn to scale.

KLMN is a Trapezium



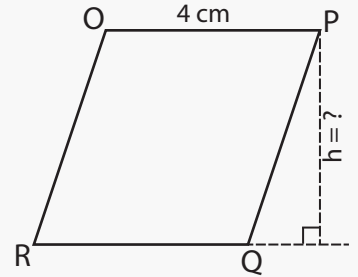
Area: 28 cm^2
Height: _____

BCDE is a Rhombus



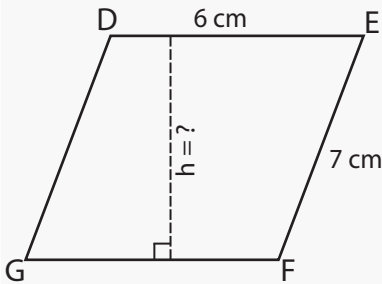
Area: 30 cm^2
Height: _____

OPQR is a Rhombus



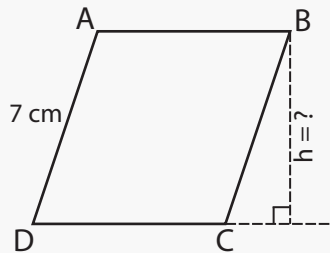
Area: 16 cm^2
Height: _____

DEFG is a Parallelogram



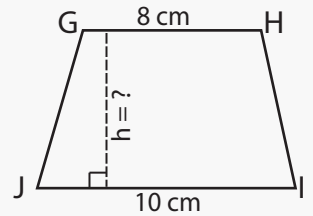
Area: 36 cm^2
Height: _____

ABCD is a Rhombus



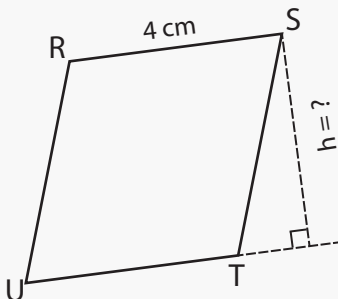
Area: 35 cm^2
Height: _____

GHUJ is a Trapezium



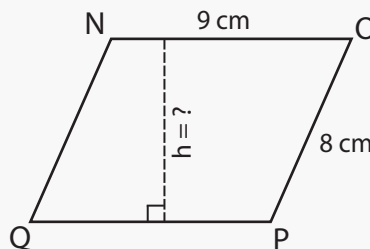
Area: 54 cm^2
Height: _____

RSTU is a Rhombus



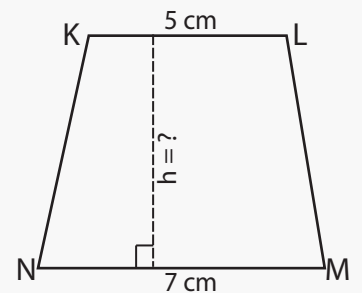
Area: 14 cm^2
Height: _____

NOPQ is a Parallelogram



Area: 72 cm^2
Height: _____

KLMN is a Trapezium

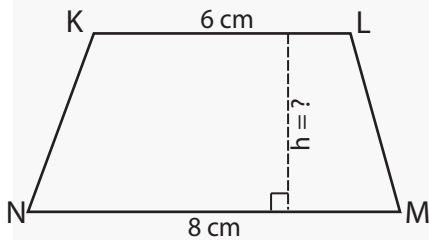


Area: 36 cm^2
Height: _____

Answers

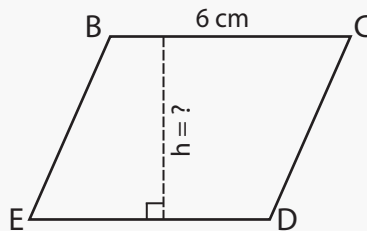
Find the area of the following polygons. They are not drawn to scale.

KLMN is a Trapezium



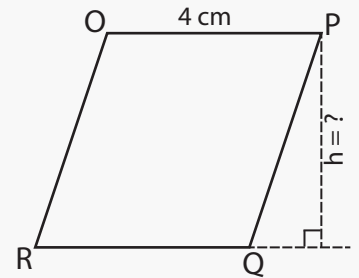
Area: 28 cm^2
Height: 4 cm

BCDE is a Rhombus



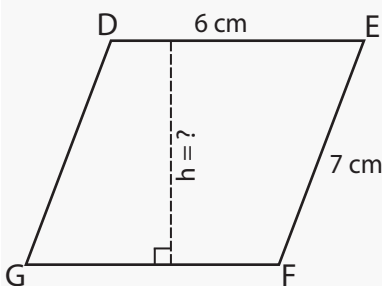
Area: 30 cm^2
Height: 5 cm

OPQR is a Rhombus



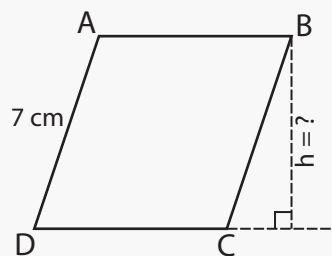
Area: 16 cm^2
Height: 4 cm

DEFG is a Parallelogram



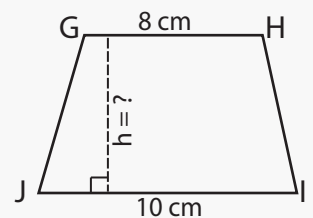
Area: 36 cm^2
Height: 6 cm

ABCD is a Rhombus



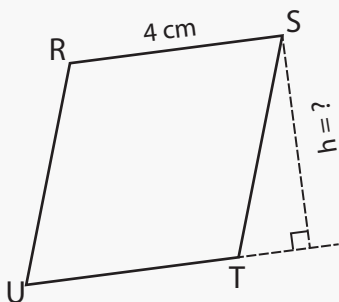
Area: 35 cm^2
Height: 5 cm

GHUJ is a Trapezium



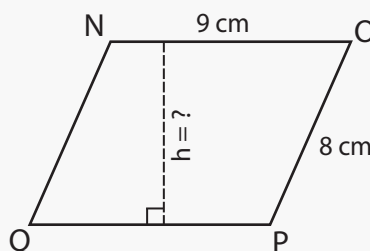
Area: 54 cm^2
Height: 6 cm

RSTU is a Rhombus



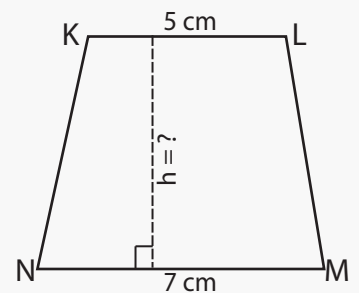
Area: 14 cm^2
Height: 3.5 cm

NOPQ is a Parallelogram



Area: 72 cm^2
Height: 8 cm

KLMN is a Trapezium



Area: 36 cm^2
Height: 6 cm