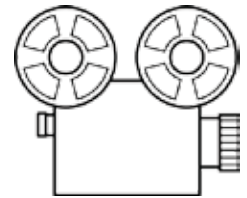
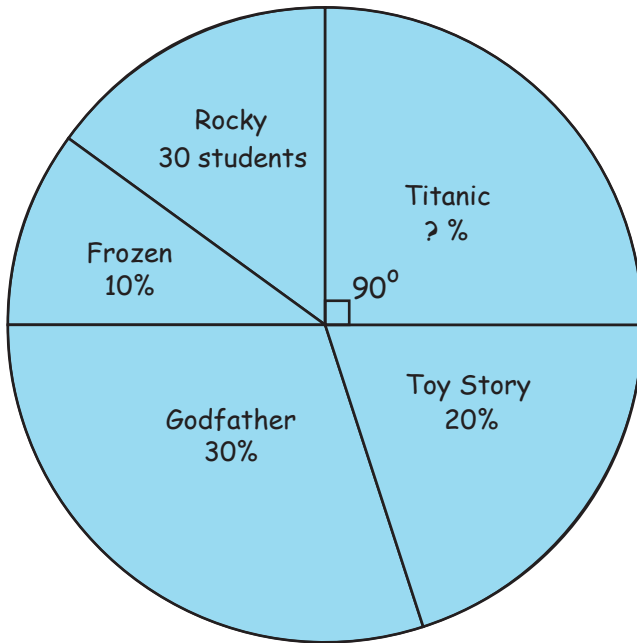


# Favorite Films Circle Graph

Name: \_\_\_\_\_ Score: \_\_\_\_\_

Students of the Film Academy asked a group of random people about their favorite film of all time. The following graph shows their findings. Answer the questions.

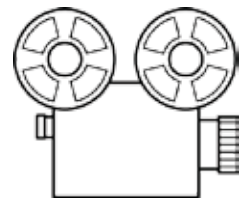
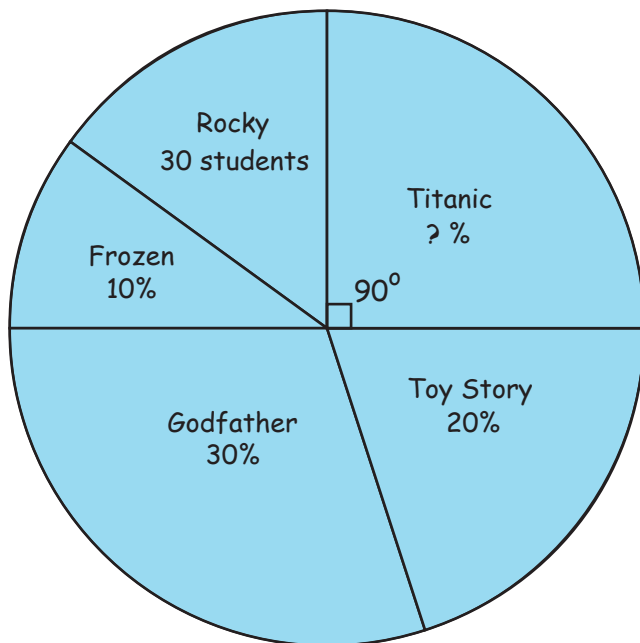


Favorite Film of all time

- 1) What percentage of the surveyed people liked the Titanic the most?
- 2) What percentage of the interviewed people liked Rocky the most?
- 3) What fraction of the people liked either Frozen or Toy Story the best?
- 4) What was the ratio of people who liked Rocky to the Godfather?
- 5) What was the ratio of people who liked Toy Story to that of the total number of people?
- 6) How many people were asked about their favorite film?

# Answers

Students of the Film Academy asked a group of random people about their favorite film of all time. The following graph shows their findings. Answer the questions.



Favorite Film of all time

- 1) What percentage of the surveyed people liked the Titanic the most?  
**25%**
- 2) What percentage of the interviewed people liked Rocky the most?  
 **$100 - 85 = 15\%$**
- 3) What fraction of the people liked either Frozen or Toy Story the best?  
 **$\frac{3}{10}$**
- 4) What was the ratio of people who liked Rocky to the Godfather?  
 **$1 : 2$**
- 5) What was the ratio of people who liked Toy Story to that of the total number of people?  
 **$1 : 5$**
- 6) How many people were asked about their favorite film?  
**30 people equals 15 %, so total is 200 people**