
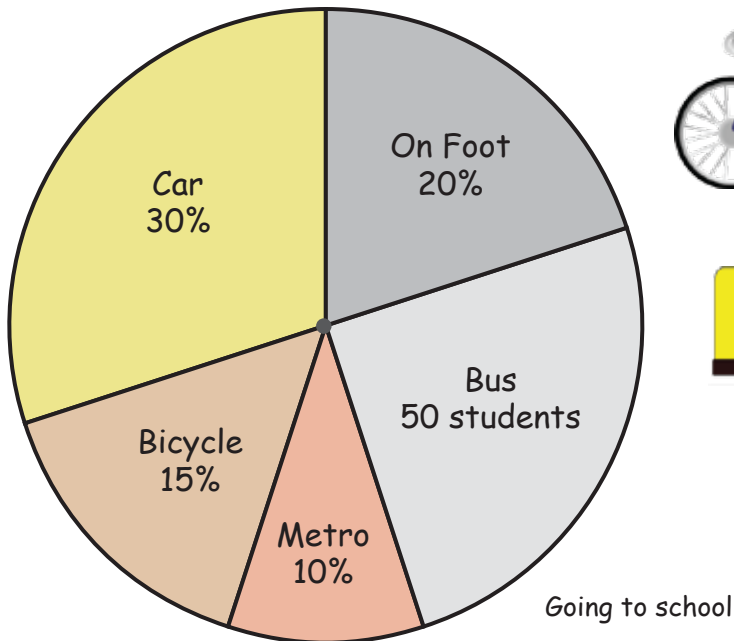


Going to School

Name: _____ Score: _____


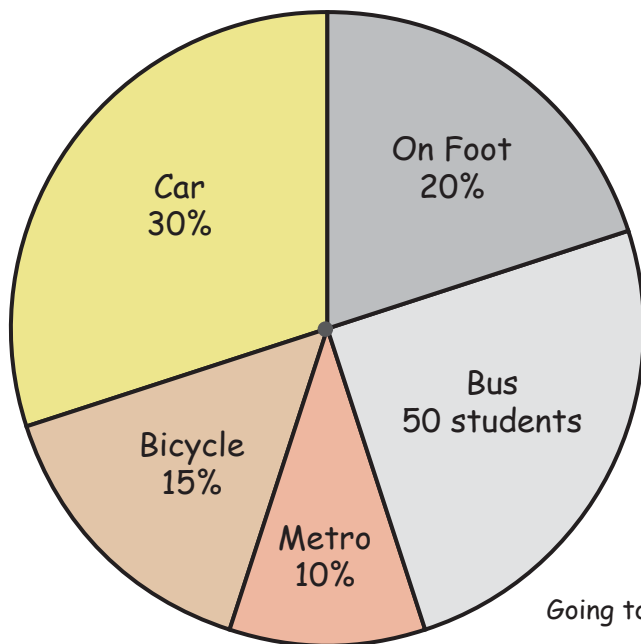
The following pie graph shows the way a group of students comes to school in the morning. Use the information to answer the questions.



- 1) What percentage of the students goes to school by bus ?
- 2) How many students go to school by bicycle?
- 3) What fraction of the students goes on foot?
- 4) How many students do not go to school by metro?
- 5) How many students go to school by car or bus?
- 6) How many students are in this surveyed group?

Answers

The following pie graph shows the way a group of students comes to school in the morning. Use the information to answer the questions.



1) What percentage of the students goes to school by bus ?

25%

2) How many students go to school by bicycle?

30 students

3) What fraction of the students goes on foot?

1/5

4) How many students do not go to school by metro?

180 students

5) How many students go to school by car or bus?

110 students

6) How many students are in this surveyed group?

200 students