


Favorite thing to do on a lazy Sunday

Name: _____ Score: _____






A survey was done among a group of primary students about their favorite thing to do on a lazy Sunday. The pictue graph represents their answers. Each student had to choose 1 favorite activity and each picture represents 12 students.



- 1) How many students were involved in this survey?
- 2) What percentage of the students like reading books on Sunday?
- 3) What percentage of the students did not go to the park on Sunday?
- 4) What is the ratio of students who like to do nothing to the total number?
- 5) Which activity was favored by 30% of the students?
- 6) The total amount of money spent on cinema tickets by the students was \$270. What was the price of 1 cinema ticket?

Answers

A survey was done among a group of primary students about their favorite thing to do on a lazy Sunday. The pictue graph represents their answers. Each student had to choose 1 favorite activity and each picture represents 12 students.

Doing Nothing	
Going to Cinema	
Reading a Book	
Going to the park	
Meeting friends	

1) How many students were involved in this survey?

480 students

2) What percentage of the students like reading books on Sunday?

15%

3) What percentage of the students did not go to the park on Sunday?

92.5%

4) What is the ratio of students who like to do nothing to the total number?

1 : 4

5) Which activity was favored by 30% of the students?

Meeting friends

6) The total amount of money spent on cinema tickets by the students was \$270. What was the price of 1 cinema ticket?

\$2.50