















puzzle 1









Which option completes this pattern ?

 21	 5	 4	 18		(A)  10
 10	 15	 12	 8		(B)  9
?	 6	 12	 15		(C)  20

www.mathinenglish.com

puzzle 2











What is the missing number in this puzzle ?

 8	 12	 3
 3	 9	 6
 4	 ?	 5

www.mathinenglish.com

puzzle 3

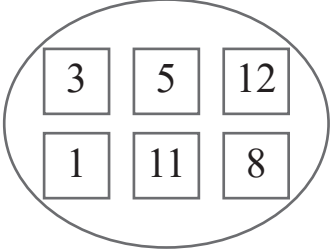












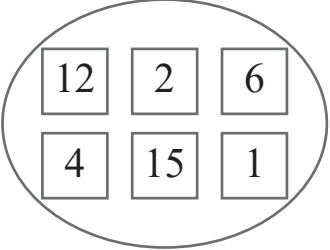












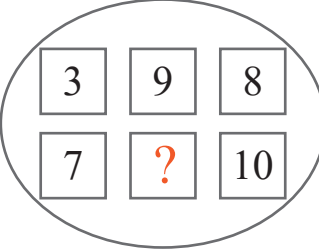






























Which letter completes the pattern ?

	 D	 E	
		 I	 N
 B	 F		 W
	 H	 N	
		 ?	

www.mathinenglish.com

puzzle 4

Which number completes this number sequence ?

 <table border="0"> <tr> <td> 3</td> <td> 5</td> <td> 12</td> </tr> <tr> <td> 1</td> <td> 11</td> <td> 8</td> </tr> </table>	 3	 5	 12	 1	 11	 8	 <table border="0"> <tr> <td> 12</td> <td> 2</td> <td> 6</td> </tr> <tr> <td> 4</td> <td> 15</td> <td> 1</td> </tr> </table>	 12	 2	 6	 4	 15	 1	 <table border="0"> <tr> <td> 3</td> <td> 9</td> <td> 8</td> </tr> <tr> <td> 7</td> <td> ?</td> <td> 10</td> </tr> </table>	 3	 9	 8	 7	 ?	 10
 3	 5	 12																		
 1	 11	 8																		
 12	 2	 6																		
 4	 15	 1																		
 3	 9	 8																		
 7	 ?	 10																		

www.mathinenglish.com

Answer to brain teasers

puzzle 1 : B

Each row has 2 squares with a decreasing -3 pattern.

puzzle 2 : 10

In each row, multiply the right and the left number then divide by 2 to get the middle number.

puzzle 3 : V

In each shape add the 1st and 2nd letter to get the value of the 3rd, add the 2nd and 3rd to get the 4th, etc.

puzzle 4 : 3

Each row adds up to 20.